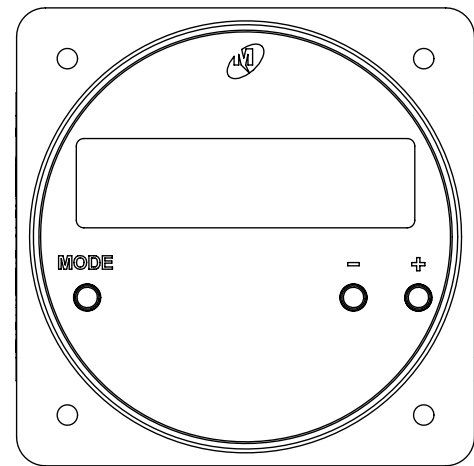
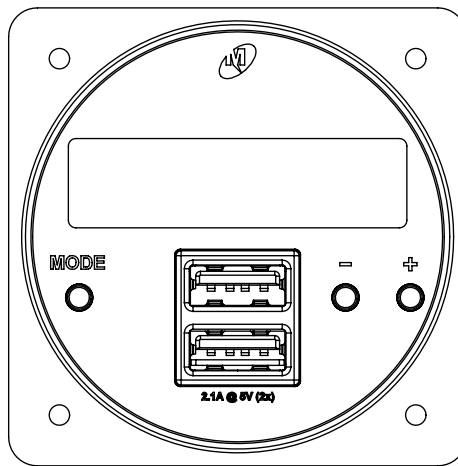


Configuration					
Dash #	Assembly	Nameplate	Decal Qty	Power Input	Type
-0	9019581-0	9017231-0	2	10-32 VDC; 5 W	Type 2
-1	9018085	9018082	1	10-32 VDC; 29 W	Type 1
-2	9018085-1	9018082	1	10-32 VDC; 36 W	Type 1
-3	9019581-3	9017231-4	2	10-32 VDC; 21 W	Type 2
-4	9019581-4	9017231-4	2	10-32 VDC; 36 W	Type 2
-5	9019581-5	9017231-5	2	22-32 VDC; 84W	Type 2

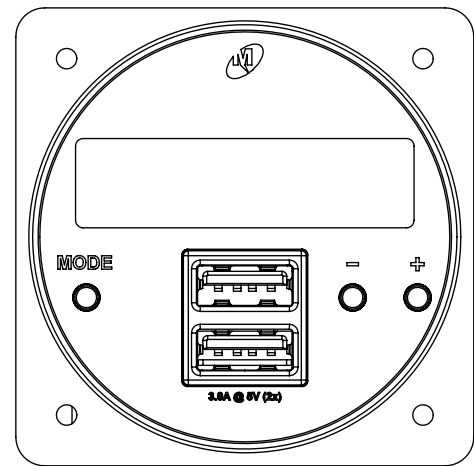
Revision				
ECO	Rev.	Description	Date	Approved
		See obsolete drawing for revision history.		
6972	D	Added -2 configuration.	10/01/18	MKN/MEK
6982	E	Corrected max watts of -1 unit from 27 to 29.	10/23/18	MKN/WVC
7349	F	Added -0, -3, -4, and -5 configurations. Removed "max" and amps from power input in configuration table.	03/12/21	MKN/WVC
7364	G	Model changed from "MD93" to "CH93".	04/12/21	MKN/WVC



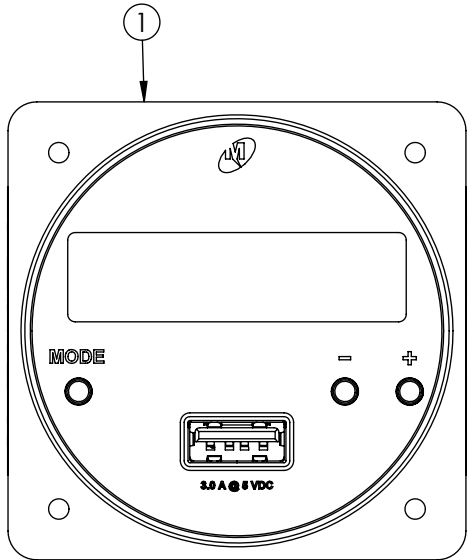
-0 configuration



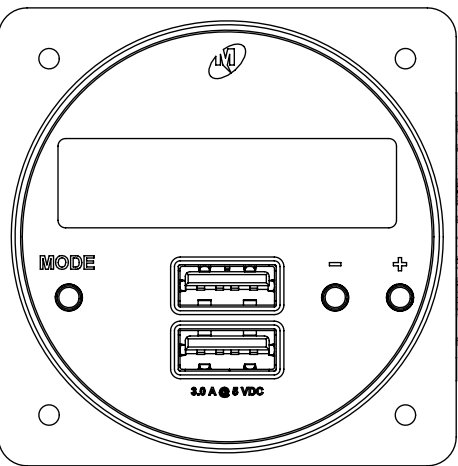
-1 configuration



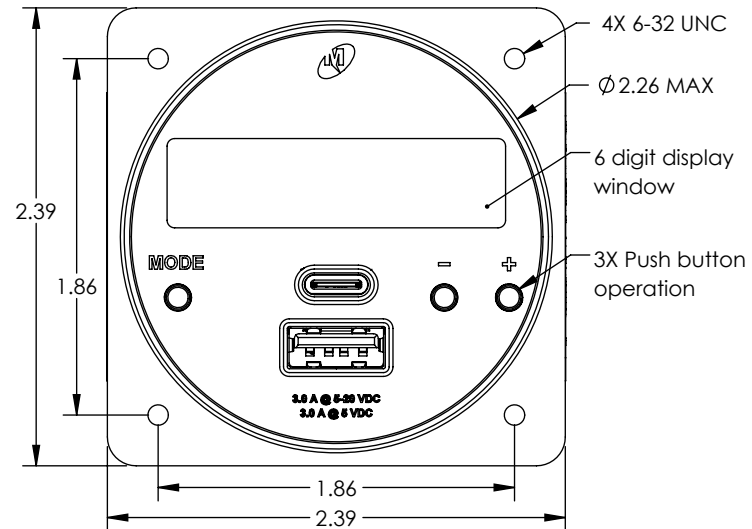
-2 configuration



-3 configuration



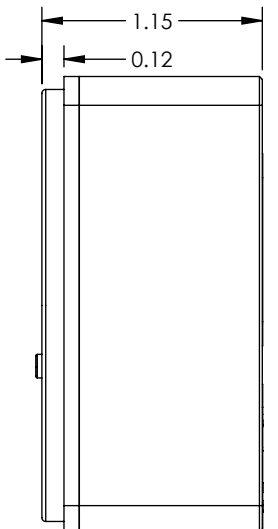
-4 configuration



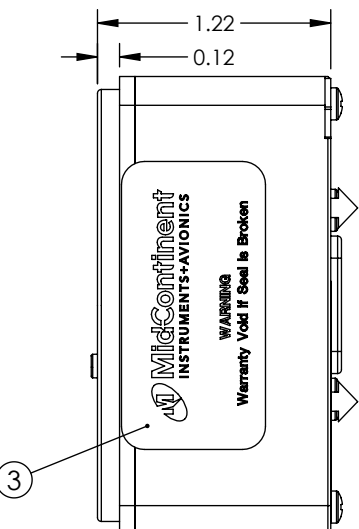
-5 configuration shown

Type 1	
-1/-2 Connector Pinout	
1	10-32 VDC Input
2	Ground
3	Lighting Bus
4	Flight Timer Enable

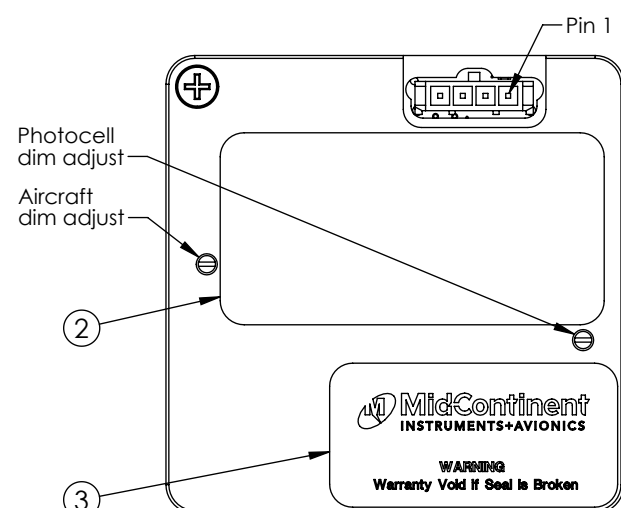
Type 2	
-0/-3/-4/-5 Connector Pinout	
1	Ground
2	Power Input (VDC) - See config. Table
3	Flight Timer Enable
4	RTD Out
5	ALM Out
6	Temp SNR
7	Temp Power
8	Dimmer
9	RTD RTN



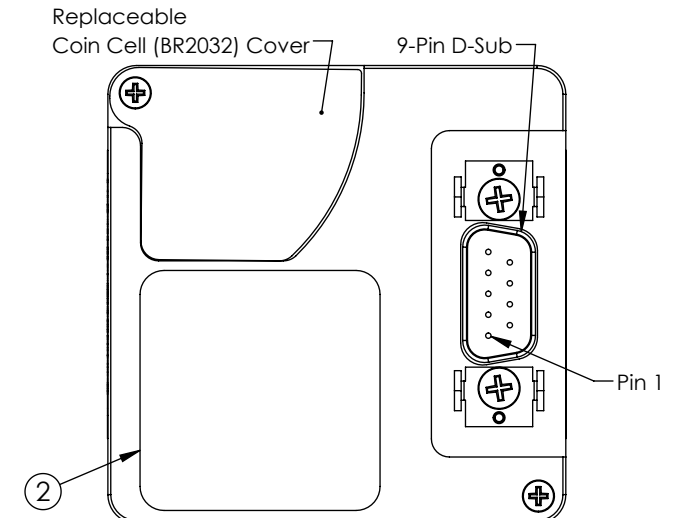
Type 1 configurations



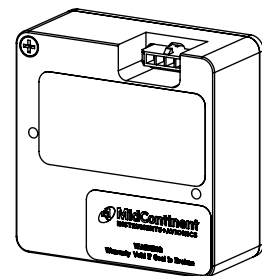
Type 2 configurations



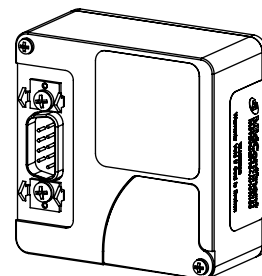
Type 1 configurations



Type 2 configurations



Type 1 shown Scale 1:2



Type 2 shown Scale 1:2

Specifications	
Model Number	CH93
Input	See configuration table
Output	USB Type-A: 5.0 ±0.25 VDC; USB Type-C: Auto Adjustable 5, 9, 15, 20 VDC; See install manual for Amps per USB Port
USB Ports	-0: N/A; -1/-2/-3/-4: USB Standard-A; -5: USB Standard-A & Standard-C
Qualification	FAATSO C71 RTCA DO-160G (See Installation Manual)
Compliance	Type A: USB Battery Charging BC 1.2; Type C: USB Power Delivery Spec 3.0
Lighting	Clock digits: white LED Logo (Type 1 only), Mode, +, -: backlit white LED Type 1: UTC, FLIGHT, TIMER: backlit white LED when active Type 2: OAT, VOLTS, UTC, FLIGHT, TIMER: backlit white LED when active
Case	Anodized Aluminum, Black
Weight	5.0 oz
Mating Connect Kit	Type 1: MCI P/N 9018178; Type 2: 8017287

Note:  
1. Dimensions applicable to all configurations, except as noted.

Item	Qty	Part Number	Description
1	1	See config.	Assy, Clock, Power Delivery
2	1	See config.	Nameplate, MD93
3	See config.	6018956	Decal, Warranty

UNLESS OTHERWISE SPECIFIED, ALL DIMENSIONS ARE IN INCHES.  
TOLERANCE:  
.X=±0.065  
.XX=±0.015  
.XXX=±0.005  
.XXXX=±0.002  
ANGULAR=±0.5°  
WEIGHT N.T.E. +5%  
BREAK ALL SHARP EDGES  
THREADS PER MIL-S-7742

DRAWN:  
JDS  
03/13/2014  
  
APPROVED:  
TKV  
07/01/2014

This document discloses proprietary information of Mid-Continent Instrument Co., Inc. It may be reproduced or disclosed only with written permission of Mid-Continent Instrument Co. and is not to be used in any way detrimental to the interests of Mid-Continent Instrument Co., Inc.



TITLE:  
**Digital Clock/USB Charger, CH93**  
PART NUMBER:  
**6420093**  
SCALE: 1:1 DO NOT SCALE THIS DRAWING SHEET: 1 of 1